

**40W Single Output Industrial DIN Rail Power Supply (GDR-40)**



**GDR-40...**

**Feature**

- Universal AC input/Full range
- Protections: Short circuit / Overload / Over voltage
- Cooling by free air convection
- Can be installed on DIN rail TS-35/7.5 or 15
- NEC class 2 / LPS compliant (12V,24V,48V only)
- LED indicator for power on
- DC OK relay contact
- No load power consumption<0.75W
- 100% full load burn-in test
- 3 years warranty

**Notes:**

- All parameters NOT specially mentioned are measured at 230VAC input, rated load and 25 of ambient temperature.

• Ripple & noise are measured at 20MHz of bandwidth by using a 12" twisted pair-wire terminated with a 0.1uf & 47uf parallel capacitor.

• Tolerance : includes set up tolerance, line regulation and load regulation.

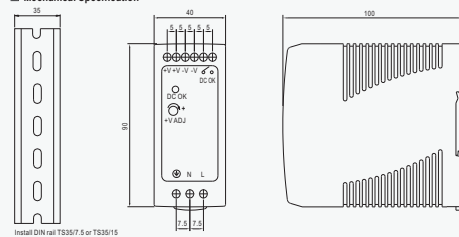
• The power supply is considered a component which will be installed into a final equipment. The final equipment must be re-confirmed that it still meets EMC directives.

• Length of set up time is measured at first cold start. Turning ON/OFF the power supply may lead to increase of the set up time.

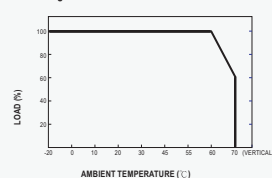
Model	GDR-40-5	GDR-40-12	GDR-40-24	GDR-40-48	
Output	DC Voltage	5V	12V	24V	48V
	Rated Current	6A	3.33A	1.7A	0.83A
	Current Range	0-6A	0-3.33A	0-1.7A	0-0.83A
	Rated Power	30W	40W	40.8W	39.8W
	Ripple & Noise	80mVp-p	120mVp-p	150mVp-p	200mVp-p
	DC Voltage Adj.Range	5-6V	12-15V	24-30V	48-56V
	Voltage Tolerance	±2.0%	±1.0%	±1.0%	±1.0%
	Line Regulation	±1.0%	±1.0%	±1.0%	±1.0%
	Load Regulation	±1.0%	±1.0%	±1.0%	±1.0%
	Setup, Rise Time	500ms, 30ms/230VAC 1000ms, 30ms/115VAC at full load			
Hold Up Time (Typ.)	50ms/230VAC 120-370VDC				
Input	Voltage Range	85-264VAC 120-370VDC			
	Frequency range	47-63Hz			
	Efficiency	78%	86%	88%	88%
	AC Current(Typ.)	1.1A/115VAC 0.7A/230VAC			
Protection	Inrush current(Typ.)	Cold start 30A/115VAC 60A/230VAC			
	Over Load	105%~150% rated output power Protection type: Constant current limiting, recovers automatically after fault condition is removed			
	Over Voltage	6.25-7.25V	15.6-18V	31.2-36V	57.6-64.8V
Function	Protection type:	shut down o/p voltage, re-power on to recover			
	DC OK AC tive signal	Relay contact rating(max.):30V/1A resistive			
Environment	Working temp.	-20~+70°C (Refer to output load derating curve)			
	Working humidity	20°C~90°C, RH non-condensing			
	Storage Temp & Humidity	-40°C~+85°C, 10%~95 %RH			
	Temp. coefficient	±0.03%/°C(0-50°C)			
	Vibration	Component:10-500Hz, 2G 10min./1cycle, 60min, each along X,Y,Z axes;Mounting:Compliance to IEC60068			
Safety & EMC	Safety standards	UL508, TUV EN60950-1 approved, NEC class 2 / LPS compliant			
	Withstand Voltage	I/P-O/P:3KVAC I/P-FG:1.5KVAC O/P-FG:0.5KVAC			
	Isolation resistance	I/P-O/P, I/P-FG, O/P-FG:>100M Ohms/500VDC 25°C 70%RH			
	EMI conduction	Compliance to EN55011,EN55022 (CISPR22), EN61204-3 Class B			
	Harmonic current	Compliance to EN61000-3-2,-3			
	EMS immunity	Compliance to EN61000-4-2, 3, 4, 5, 6, 8, 11, ENV50204, EN55024, EN61000-6-2, EN61204-3, heavy industry level, criteria A			
Others	Mibf	301.7k hrs min, MIL-HDBK-217F(25°C)			
	Dimension	40x90x100mm(WxHxD)			
	Packing	0.3kg; 42pcs/13.6kg/0.82cuft			

**Outline and dimension**

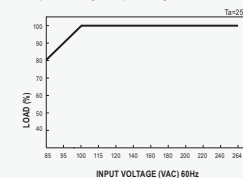
■ Mechanical Specification



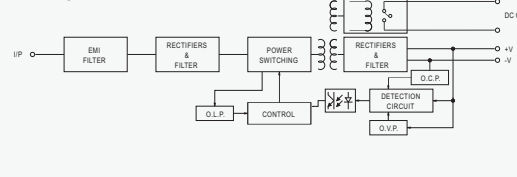
■ Derating Curve



■ Output Derating VS Input Voltage



■ Block Diagram



■ DC OK Relay Contact

Contact Close	When the output voltage reaches the adjusted output voltage.
Contact Open	When the output voltage drop below 90% output voltage.
Contact Ratings (max.)	30V/1A resistive load